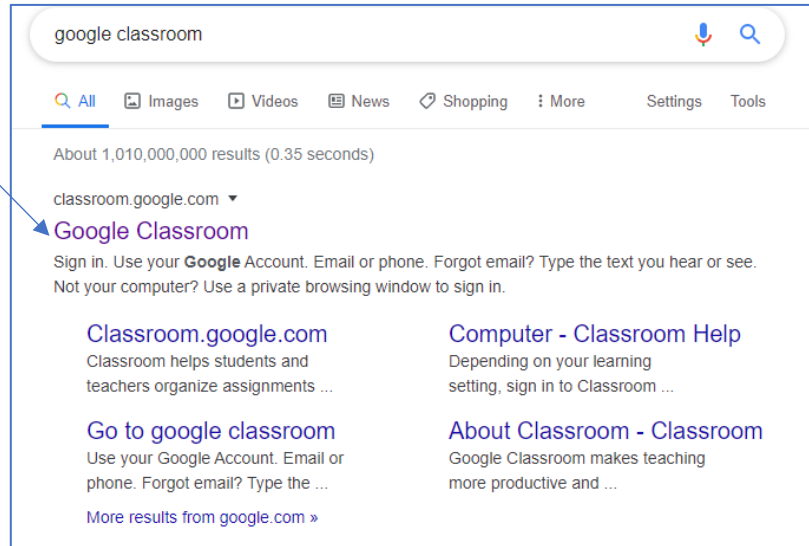


How to Access Google Classroom From Home

1. Open your web browser
2. Search for **Google Classroom**

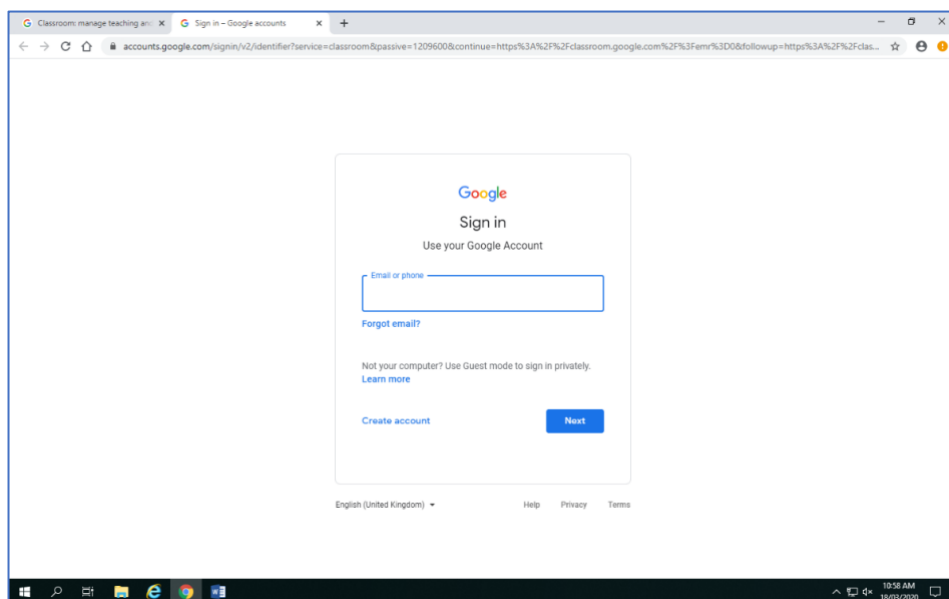
Click on this



*If this link does not seem to work, type in classroom.google.com in your address bar
OR Students can access by logging into their student portal which is student.det.nsw.edu.au

3. Type your school google email into the box first.lastname@education.nsw.gov.au
e.g. john.smith@education.nsw.gov.au or sarah.walsh2@education.nsw.edu.au

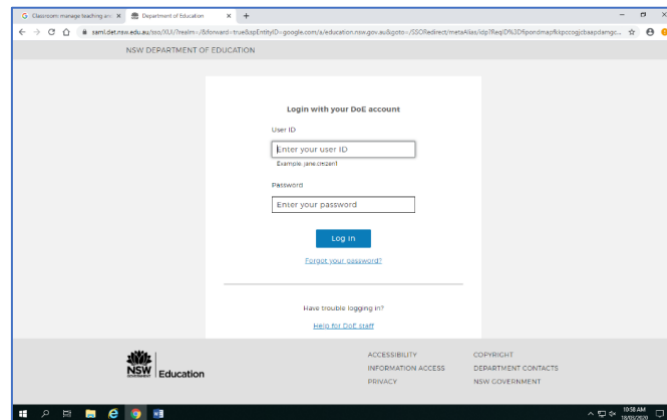
*The information before the @education.nsw.gov.au is what students use to log into school computers. **PLEASE DO NOT use your personal accounts.**



4. Enter the **Username** and password that you use to get into school computers
e.g. john.smith or sarah.walsh2

then your **password** Year 3's password is **'3'**. Year 4's password is **'4'**

PLEASE NOTE all passwords have all been reset and MUST REMAIN as the above.



5. If your child has not yet joined their class, they will need to click the + button > Join class and enter the code.

Enter your class code:

3/4R - 5kxjdpu

3/4B - mdl52gt

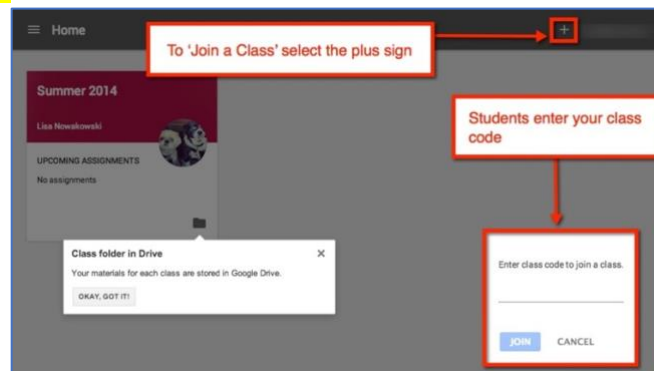
3/4L - 5britud

3/4J - iuevrz5

3/4S - 3kee322

3/4M - 6zqn7lj

3/4A - tt5tlas



6. Click on your classroom to find the activities and go to the 'Classwork' tab.

If your child is working on an iPad:

Download the Google Classroom App



and the Google Docs App



Do you need assistance?

Please contact Rachel Brown at email: woonona-p.school@det.nsw.edu.au