

Staff, students and the community working together cooperatively.

School Information Night



Acknowledgement of Country



- I begin today by acknowledging the Traditional Custodians of the land on which we meet and pay my respects to their Elders past and present. I extend that respect to Aboriginal and Torres Strait Islander peoples here today.



Agenda



- Introduction and Welcome – Tim Fisher (Principal)
- A message from a current Kindergarten parent about her child’s experience this year – Jules Chenoweth
- Parent and Citizens Association (P&C) – Justin Dixon
- Parent and Citizens Association (P&C) – Terri Toneguzzo – School Uniform
- Preparing for Kindergarten – Tristan Loosemore (Relieving Assistant Principal)
- Learning at Woonona Public School - Hayley Banzon (K-2 Instructional Leader)
- Supporting children with additional needs - Hayley Cheney
- Conclusion – Tim Fisher (Principal)



Purpose of tonight...



Important Dates



When?	What?	What to do or bring?
Thursday 22 September 9:30am - 10:30am	Teddy Bears' Picnic	- drink bottle - fruit or vegetables (cut up) - something to sit on - hats
Tuesday 18 October 9:30am - 10:30am	Drop & Go (school hall)	- drink bottle
Tuesday 25 October 9:30am - 10:30am	<u>Optional</u> Play Group	- drink bottle - hat
Tuesday 1 November 9:30am - 10:30am	Drop & Go (school classrooms)	- drink bottle
Tuesday 8 November 9:30am - 10:30am	<u>Optional</u> Play Group	- drink bottle - hat
Tuesday 15 November 9:30am - 10:30am	Drop & Stay	- drink bottle



School Administration



Our lovely administration staff can assist you when you're enrolling your child.

Please make them aware of any changes to your address, contact details and medical needs as soon as you are aware of them.


Payment for various items, ranging from stationery to school excursions can either be made online through the school website or by payment through the school office.

Communication from the school about important updates and dates are made via the Parent Portal, Facebook page, school website and by letters sent home.

Late arrivals and early departures are handled through the school office.

More information can be found by visiting our school's website.

At this stage, please email the school if you have enquiries.



Best Start



NSW Department of Education

Best Start Kindergarten Assessment

Parent and Carer Information

The Best Start Kindergarten Assessment helps teachers identify the literacy and numeracy skills of each student when they start Kindergarten.

Assessment

Your child will answer questions to assess their literacy and numeracy at the beginning of Kindergarten. There is no preparation required for the Best Start Kindergarten Assessment.

Feedback

You will be provided with feedback about how you can support your child during the first year of school.



Your child

We know that every child starts school with their own set of experiences, skills and abilities.

Understand and plan

The information gathered will help teachers to develop effective learning programs that build upon what each child knows and can do when they start Kindergarten.

Best possible start

The Best Start Kindergarten Assessment will ensure your child receives the best possible start to formal school education.



Your child will work one-on-one with a teacher to do a range of tasks.

You will be informed of the findings from the assessment towards the end of Term 1.

What should I pack for my child?

- Fruit or vegetables for Munch & Crunch
- Drink Bottle
- Recess
- Lunch
- A school bag
- Spare change of underpants/clothes

** Essential stationery such as pencils and scissors are provided by the school. You can also purchase recommended stationery. Please refer to the note that will be sent home.



Pick up and drop
off times and
routines





Our Space OOSH
Woonona



"A Smiley Face at Our Space"

NOW OPEN

*We aim to provide
a fun, stimulating
and nurturing
environment.*

*Before School
6:45 - 9:00am
After School
3:00 - 6:30pm*

Proudly Not For Profit

ENROL NOW

Woonona Public School
Gray St, Woonona

Christine or Alison
M: 0413 941416

E: ourspaceoosh@gmail.com



Alison & Christine
Phone: 0413 941 416
Email: ourspaceoosh@gmail.com



School Canteen



- The school canteen is a privately run entity within our school.
- They have a variety of healthy foods for you to order.
- You can order through the school website using QuickCliq or by writing down the order on a paper bag with the money inside.
- Orders must be placed in the morning before school commences at 9:00am.



Welfare at Woonona Public School



- Each class follows the school's welfare policy.
- At the end of each week, two awards will be handed out. One for learner qualities and the other for citizenship.
- At the end of each month, an overall citizenship award is handed out to a student who has been noticed by all teachers in the playground and wider school setting.




Preparing for Kindergarten



Parents and caregivers can do a lot to help prepare their child for Kindergarten before their 'first day'.

The next few slides will outline a list of skills that will be useful for children who are about to start Kindergarten.



We recognise that not all children will have these skills, as everyone develops at a different pace. Therefore, the next few slides are intended as a guide so that starting school might be a little easier.



Literacy Skills




- Talks to other people about familiar objects and events
- Asks and answers questions
- Makes their needs known
- Follows simple instructions
- Uses books for enjoyment
- Identifies pictures in books or other texts
- Uses tools to draw, scribble or attempt writing




Numeracy Skills




- Recognises that numbers can be used to count
- Uses words such as many, a lot, more, less etc.
- Notices differences in shapes
- Differentiates between opposites like up – down, day – night



Count the images in the picture. Colour the boxes to match the amount on the graph.



4			
3			
2			
1			



Personal and Social Skills



- Uses the toilet independently
- Can say their own name
- Adapts to unfamiliar settings and new experiences
- Can finish a task and tidies up afterwards
- Plays cooperatively with other children – shares and takes turns
- Is curious about the world
- Can share an adult's attention with several other children
- Participates in imaginative play



From The Department



Don't forget

- Write down the date your child will start school:

- Support your child to develop independence using the bathroom – including urinals for boys – and practise good hand-washing techniques.
- Write your child's name on all their school things and involve your child in organising them and recognising their name. Make sure your child's name is not visible on the outside of anything they'll be wearing to and from school.
- If you live close to the school, go for a walk together and practise crossing roads safely.

Try this

- Set up a play date for your child to play with a friend.
- Check out the local library and let your child choose books to borrow.
- Take a ball to a park to throw, catch and kick together.
- Organise a picnic with a packed lunch and encourage your child to open it and eat the food by themselves.
- Read Daisy's First Day (education.nsw.gov.au/daisy) or a book about starting school together.

Practise

- Putting on their school shoes and walking in them.
- Dressing in their school uniform.
- Writing alphabet letters.
- Drinking from bubblers.
- Cutting and pasting pictures from a magazine and drawing pictures.

<https://education.nsw.gov.au/content/dam/main-education/public-schools/going-to-a-public-school/media/documents/getting-ready-for-school.pdf>



NSW Department of Education

**Getting ready for
primary school**



From The Department



The night before

- Lay out your child's clothes, shoes and socks.
- Make your child's morning tea and lunch and put it in the fridge.
- Help your child pack their school bag.
- Pack a spare pair of underpants, socks and a change of clothes. Let your child know these are there in case they have any toilet accidents at school.

On the day

- Be confident with your child and let them dress themselves as much as possible.
- Tie back or plait long hair.
- Apply sunscreen and get your child to wear their hat on the way to school.
- Don't forget to take photos.
- Pick your child up on time.

<https://education.nsw.gov.au/content/dam/main-education/public-schools/going-to-a-public-school/media/documents/getting-ready-for-school.pdf>

NSW Department of Education

Getting ready for primary school



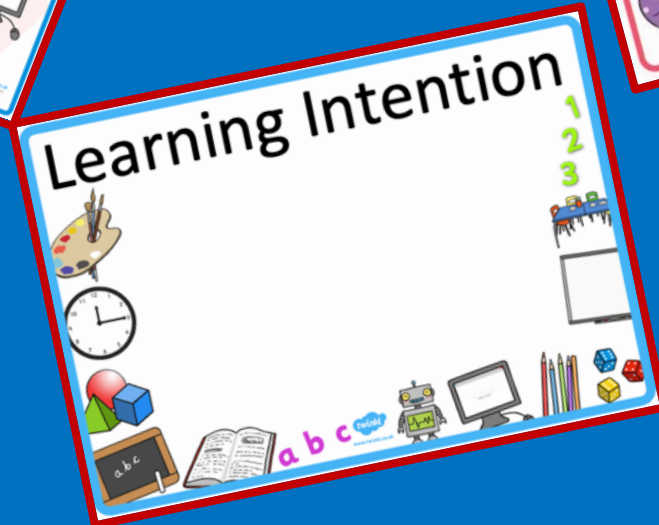
What does learning look like at Woonona Public School?



Visible Learning at Woonona Public School



Woonona Public School uses Visible Learning Pedagogy.



What will your child learn at school?



There are 6 Key Learning Areas (KLAs)

- English (Literacy)
- Mathematics (Numeracy)
- Science & Technology
- History & Geography
- Personal Development, Health & Physical Education (PD/H/PE)
- Creative Arts



How will your child learn?



Schools are very different places to what they have been in the past.

Teaching pedagogy is constantly evolving to best meet all student needs. Technology is now a big part of education and is used to enhance learning. Your child will develop the skills to work with and use technology such as iPads and computers.

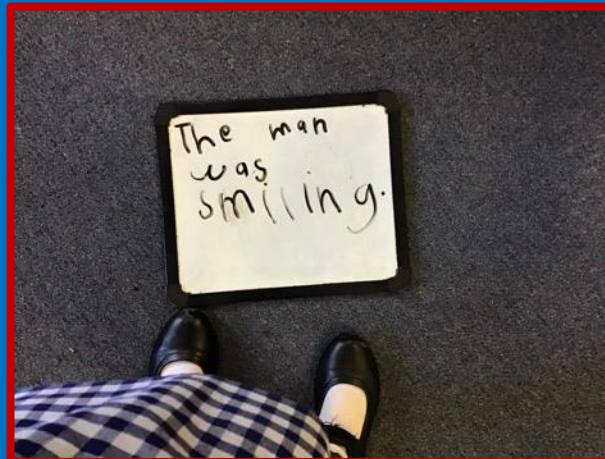
Woonona Public School uses an application called **Seesaw**. Students complete tasks on Seesaw and can take photos of their learning for you to see throughout the year.



What else is different?



- You will see lots of group work and differentiated learning.
- Students may be taught by more than one teacher or by teachers who specialise in a certain KLA.
- Learning has a very hands-on approach.
- A lot of work is done on mini whiteboards for instant feedback.



What if my child has additional needs?



- ❖ Specialist advice and support is available to parents and caregivers of children with disabilities to help them access appropriate educational services.
- ❖ Talk to the school as early as possible about your child's needs.
- ❖ Additional support is available for students who are newly arrived in Australia or for whom English is a second language.



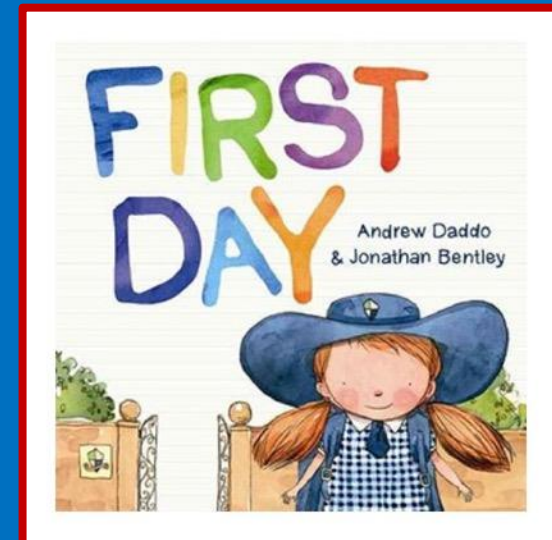
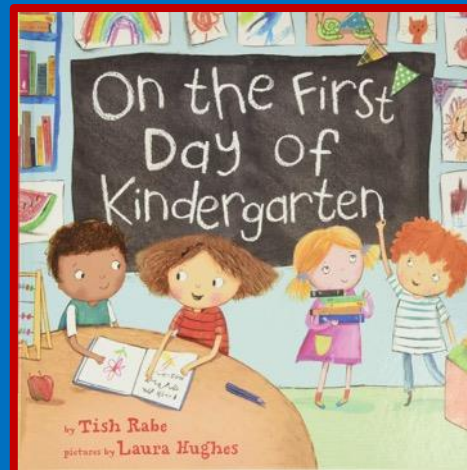
Preparing for School



Practising school days can be a fun and encouraging way to help your child gain confidence when coming to school.

Some ideas to practise may be...

- Reading picture books about going to school
- Dressing in the school uniform (including school shoes)
- Testing school lunches by making them and packing them together
- Going to the toilet on their own
- Drinking from a bubbler



Ensure your child has road and travel safety skills



Teach your child to be safe when travelling to and from school.

Make sure they know:

- How to cross a road
- Where to get in and out of a car
- What signs around the school mean
- About Safe Places/Safe People



What will the first week look like?



- Students will be placed into coloured classes
- The teacher they have during the first few days may not be their teacher for the rest of the year
- In Week 2, your child will find out their teacher and class for the rest of the year



Kinder Pack



- Soft bag
- Getting ready for Kindergarten (suggestion for activities)
- Transition to school Checklist
- About the school flip book (for kids)
- School hat (donated by the P&C)
- Canteen menu



On-site Sessions



When?	What?	What to do or bring?
Tuesday 22 September 9:30am - 10:30am	Teddy Bears' Picnic	- drink bottle - fruit or vegetables (cut up) - something to sit on - hats
Tuesday 18 October 9:30am - 10:30am	Drop & Go (school hall)	- drink bottle
Tuesday 25 October 9:30am - 10:30am	<u>Optional</u> Play Group	- drink bottle - hat
Tuesday 1 November 9:30am - 10:30am	Drop & Go (school classrooms)	- drink bottle
Tuesday 8 November 9:30am - 10:30am	<u>Optional</u> Play Group	- drink bottle - hat
Tuesday 15 November 9:30am - 10:30am	Drop & Stay	- drink bottle



Some final thoughts...



- Be involved with your child's transition to school
- Be enthusiastic about school and learning
- Support the school and your child's teacher
- Keep teaching your child at home
- Encourage your child in their schooling and social interactions
- Communicate with your school and the teachers



Thank you

