



Staff, students and the community working together cooperatively.


# Final Session



# Acknowledgement of Country



- I begin today by acknowledging the Traditional Custodians of the land on which we meet and pay my respects to their Elders past and present. I extend that respect to Aboriginal and Torres Strait Islander peoples here today.



# Agenda



- Welcome – Mr Tim Fisher (Principal)
- Recap on important information (Best Start and first 'official' day)
- What you can do to prepare for next year
- Questions answered
- Morning Tea
- Conclusion – Mr Tim Fisher (Principal)



# Administration



## Reminders

- Our website is your go-to for all information
- On the website is our Parent Information 2023 digital booklet
- Register online for Sentral Parent Portal for notifications, newsletters, permission notes, absence texts, etc.

## How to is on our website

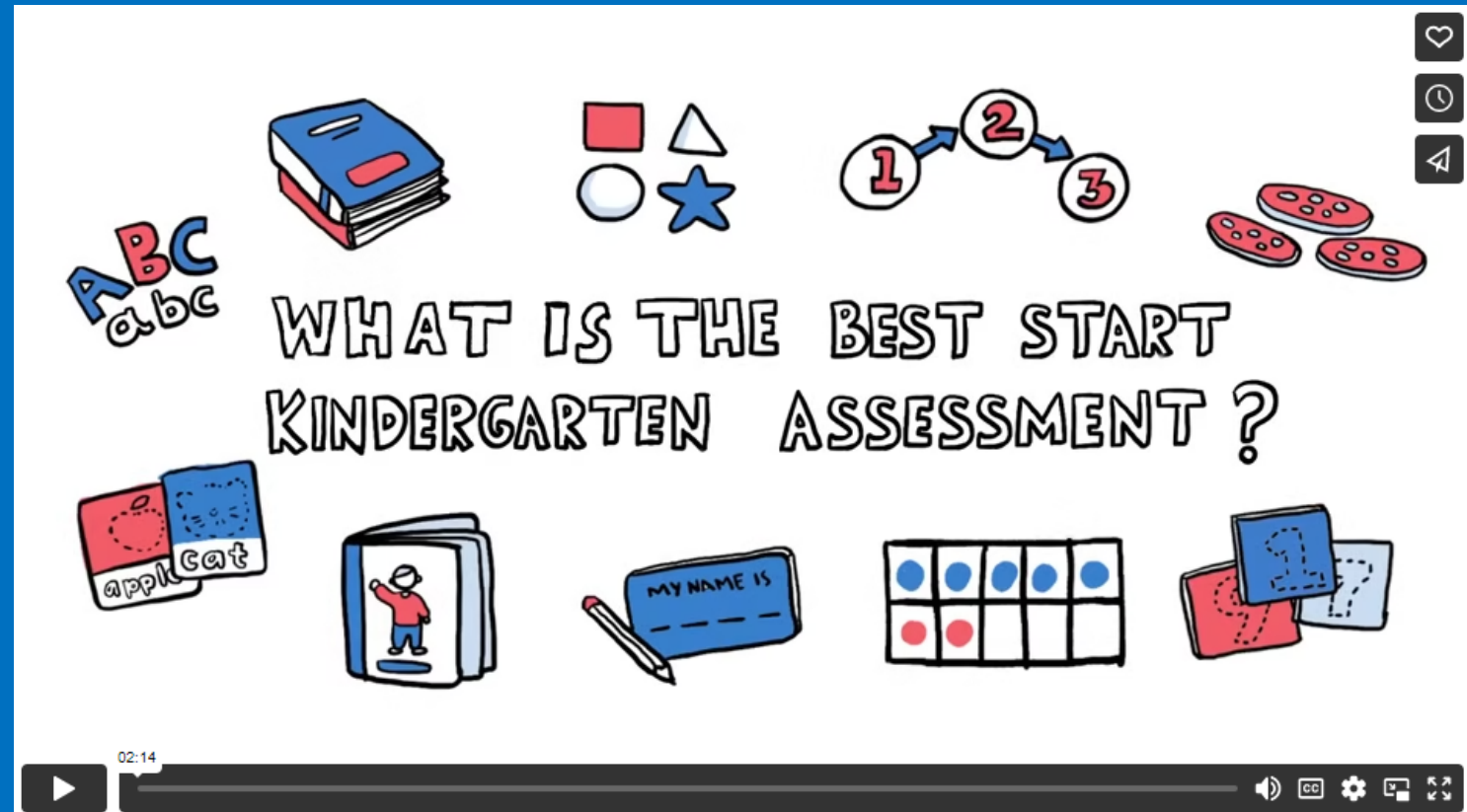
- All notes and money goes directly to the school office
- Any outstanding paperwork regarding student enrolment or medical conditions (ie asthma & allergy plans) is required now at the school office

The screenshot shows the homepage of the Woonona Public School website. At the top right, there are navigation links: MAKE A PAYMENT, NEWS, NEWSLETTER, EVENTS, and GALLERY. The main header features the school logo on the left and the text: "Woonona Public School", "Staff, students and the community working together cooperatively.", "T: 02 4284 4316", and "E: woonona-p.school@det.nsw.edu.au". Below the header is a horizontal menu with links: About our school, Supporting our students, Learning at our school, Parent portal, Class stationery lists, Canteen & Uniform shop, and Contact us. The main content area has a large blue background with the text "Welcome to our school" and a sub-headline "At Woonona Public School, we are committed to working daily on improving the learning of each and every student." To the right of this text is a large photograph of a group of students sitting on the grass in front of the Sydney Opera House. At the bottom of the page, there is a section titled "Upcoming events" with a navigation bar containing a left arrow, a series of dots, and a right arrow.

# Best Start



Best Start times and dates will be handed out today.



# First Official Day



- The first 'official day' for students (where they'll be in classrooms) will be Friday 3 February
- Students will need to be prepared for a big day or learning!
- Drop off will be in our K-2 Synthetic Area at 9:15am. Students will line up in the colour group that they have been assigned for Best Start (This will not be their official classes). Pick up will also be in the K-2 Synthetic Area at 2:30pm.
- For the first few days, students will be put into coloured classes.
- During the following week, students will be placed into their official classes for the year and you will then know who their classroom teacher will be.



# What should I pack for my Child?

- Fruit or vegetables for Munch & Crunch
- Drink Bottle
- Recess
- Lunch
- A school bag
- Spare change of underpants/clothes

\*\* Essential stationery such as pencils and scissors are provided by the school. You can also purchase recommended stationery. Please refer to the note that will be sent home.



# Pick up and drop off times and routines



- From Friday 3 February to Friday 10 February, students will be dropped off in the K-2 Synthetic Area at 9:15am
- From Friday 3 February to Friday 10 February pick up will be from the K-2 Synthetic Area at 2:30 pm
- From Monday 13 February, the pick up time will then change to be 2:55pm at specific gates. Communication will come out about class pick up locations at the end of the day
- From Monday 13 February, students can be dropped of at school gates between the times of 8:30 am and 9:00 am







*Our Space OOSH*  
Woonona 

*"A Smiley Face at Our Space"*

**NOW OPEN**

*We aim to provide  
a fun, stimulating  
and nurturing  
environment.*

*Before School  
6:45 - 9:00am  
After School  
3:00 - 6:30pm*

*Proudly Not For Profit*

**ENROL NOW**

Woonona Public School  
Gray St, Woonona

Christine or Alison  
M: 0413 941416

E: [ourspaceoosh@gmail.com](mailto:ourspaceoosh@gmail.com)



Alison & Christine

Phone: 0413 941416

Email:

[ourspaceoosh@gmail.com](mailto:ourspaceoosh@gmail.com)



# School Canteen



- The school canteen is a privately run entity within our school.
- They have a variety of healthy foods for you to order.
- You can order through the school website using QuickCliq or by writing down the order on a paper bag with the money inside.
- Orders must be placed in the morning before school commences at 9:00 a.m.



# What can you do to prepare for next year?



## Don't forget

- Write down the date your child will start school:

- Support your child to develop independence using the bathroom – including urinals for boys – and practise good hand-washing techniques.
- Write your child's name on all their school things and involve your child in organising them and recognising their name. Make sure your child's name is not visible on the outside of anything they'll be wearing to and from school.
- If you live close to the school, go for a walk together and practise crossing roads safely.

## Try this

- Set up a play date for your child to play with a friend.
- Check out the local library and let your child choose books to borrow.
- Take a ball to a park to throw, catch and kick together.
- Organise a picnic with a packed lunch and encourage your child to open it and eat the food by themselves.
- Read Daisy's First Day ([education.nsw.gov.au/daisy](http://education.nsw.gov.au/daisy)) or a book about starting school together.

## Practise

- Putting on their school shoes and walking in them.
- Dressing in their school uniform.
- Writing alphabet letters.
- Drinking from bubblers.
- Cutting and pasting pictures from a magazine and drawing pictures.



NSW Department of Education

## Getting ready for primary school

[education.nsw.gov.au](http://education.nsw.gov.au)



# What can you do to prepare for next year?



## The big day

The first day of Kindergarten is a big event in your child's life – and that of your entire family. To help you make the most of the day and enjoy the experience, here are some helpful tips.

### The night before

- Lay out your child's clothes, shoes and socks.
- Make your child's morning tea and lunch and put it in the fridge.
- Help your child pack their school bag.
- Pack a spare pair of underpants, socks and a change of clothes. Let your child know these are there in case they have any toilet accidents at school.

### On the day


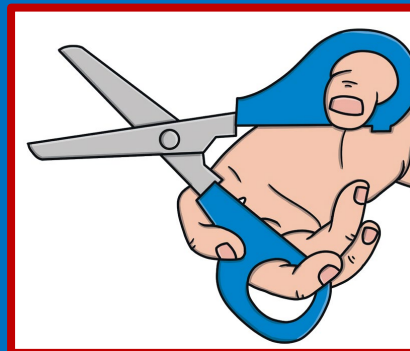
- Be confident with your child and let them dress themselves as much as possible.
- Tie back or plait long hair.
- Apply sunscreen and get your child to wear their hat on the way to school.
- Don't forget to take photos.
- Pick your child up on time.



# What can you do to prepare for next year?



- Practise writing their name
- Packing and unpacking their school bag and lunch box
- Engaging with picture books (answering questions and making comments)
- Noticing letters and numbers
- Communicating their needs clearly and verbally
- Holding a pencil correctly
- Using the pencil correctly to draw and attempt writing
- Holding scissors correctly
- Cutting a long lines



# Questions



# Morning Tea

